

# Book Challenge

# DIY Miniature Books

## Flip Book

Trace around the matchbox to create a template. Cut out rectangles, just a smidgen smaller than the traced template. Stack one on top of the other. Staple.



## Paper Clip Book

Cut out rectangles with above template technique. Use a small hole punch to punch a hole through the side, on the short ends. Thread a paper clip through the hole.



## Miniature Scroll


Using your small rectangular pieces of paper, roll each up into a scroll. Tie with a twist



### **Accordion or ZIG-Zag Book**

Trace around the matchbox on your paper. Extend the long lines into a strip and cut just inside of the lines. Fold the edge of the strip of paper to the traced line of the box. Continue folding under and over in a zig-zag fashion.





# The Adventures of Sam the Lion

By  
India Day

Once upon a time  
there was a lion  
called Sam.

One day Sam was  
going for a walk and  
suddenly he saw a  
hole!



The hole was very  
big and Sam  
accidentally fell into  
the hole!

Sam was scared, he  
thought the hole  
would never end but  
finally he hit the  
bottom.

Then he saw a  
funny rabbit, he  
was purple, green  
and red.

He was not all three  
colours at once, his  
fur kept changing  
colour.



The rabbit was  
called Mr Bob and  
he said to Sam,

"Would you like a  
cup of tea at my  
house?"

Sam said,  
"Yes please!"

# The Talking Sheep

by George Day



## The Talking Sheep

By George Day

This is the first story about Flynn the Singing, talking sheep.



Flynn lived a happy life on a farm with a jolly farmer.



Every week he went up on to a stage to perform for the charity 'The Sheep Trust'.





The stage was made out of old pallets that he had found in the old barn. He sang songs that he made up himself.

The jolly farmer would post the songs on You Tube and ask people to donate money. Flynn raised a lot of money as there are not many talking, singing sheep in the world. His songs mention names of breeds that The Sheep Trust are trying to save.

Here is one of his songs, sung to the tune of Jingle Bells.


lyrics






# Get Your Family To Help - <https://ccplonline.org/blogs/childrens/diy-miniature-books/>



**Step One: Fold paper into fourths, lengthwise and widthwise.**



**Step Two: Cut the paper to the third block on every level. Lines drawn for better view.**



**Step Three: Fold paper like an accordion.**



**Step four: Tape the spine. Once done, you can either cut the pages that are still connected, or glue them together. *(At this point you're basically done. But if you want to make your DIY a little more fancy, proceed to step five).***





