



**Ruth Miskin  
Training**



## Parent Meeting Phonics Screening Check

# Reading changes everything

---

Teach a child to read and keep that child reading and we will change everything.

**And I mean everything.**

*Jeanette Winterson*

# What is the Phonics Screening Check?

---

- A word-reading check at the end of Year 1.
- Children read 40 words.
- 8th June - 12th June
- You will find out your child's score in their end of year report
- Your child will repeat the check in Year 2 if they do not pass in Year 1

[2025\\_phonics\\_screening\\_check\\_pupils\\_materials.pdf](#)

# Speed Sounds Set 3

Children learn all of the sounds on this chart.

Once they know all of these sounds, they will be able to read any unfamiliar word.

## Consonant sounds

f	l	m	n	r	s	v	z	sh	th	ng
ff	ll	mm	nn	rr	ss	ve	zz	ti		nk
ph	le	mb	kn	wr	se		s	ci		
					c		se			
					ce					

b	c	d	g	h	j	p	qu	t	w	x	y	ch
bb	k	dd	gg		g	pp		tt	wh			tch
	ck				ge							
	ch				dge							

## Vowel sounds

a	e	i	o	u	ay	ee	igh	ow
	ea				<u>a-e</u>	<u>e-e</u>	<u>i-e</u>	<u>o-e</u>
					ai	y	ie	oa
						ea	i	o
						e	y	

oo	oo	ar	or	air	ir	ou	oy	ire	ear	ure
<u>u-e</u>			oor	are	ur	ow	oi			
ue			ore		er					
ew			aw							
			au							

# 'Special Friends', 'Fred Talk'

---

1.6

ship



We teach children to words using the routine 'Special Friends', 'Fred Talk', read the word'.

# Nonsense words

---



sheb



glight

Half of the words in the check are real words.

Half are nonsense words. For example, 'sheb', 'glight', 'ched', 'teb'.

There is a picture of an alien next to each word to remind the children that it isn't a real word.

Nonsense words are used to assess children's reading.

They check that children will be able to read sounds the sounds they know in unfamiliar words.

They read these words using the same routine as real words – 'Special Friends, Fred Talk.'

Children who can read nonsense words will, very soon, be able to read any new word – for example – gargantuan, flailing, raucous, anticipation;

Reading new words increases children's vocabulary rapidly.

# Teach every child to read




In our school, we aim to make sure that every child learns to read accurately by the end of Year 1 so they are set up for success in school and in life.

As soon as we spot a child who needs extra practice learning to read sounds and words, we teach them one-to-one for a few minutes every day.

# Virtual Classroom films

---



We have already sent home film links to lessons that match the sounds and words your child has been learning in school. Plus 5-minute Word Challenge films.

Your child uses the Virtual Classroom in school.

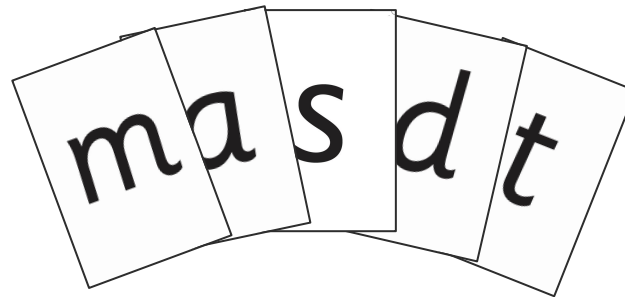
Children are familiar with the VC teachers and characters – and interact with them as they would their own teacher.

Watch these films with your child to help them to practise reading the sounds and words until they can read them speedily.

The more they practise using these films, the quicker they'll learn to read.

Simply scan the QR code and watch on a tablet or other device.

# Practice at home



My Sets 2 and 3 Speed Sounds Book



that's not fair  
stair, hair, chair

Review words  
foot, park, short

Your child may bring home a My Set 2 and 3 Speed Sounds books to practise reading and writing the Set 2 and 3 sounds and words if they are not yet on track to pass.

There are instructions for you inside cover of the book. You can purchase Set 2/3 flashcards to support your child with Set 2 sounds at home if you wish. You can also search for past phonics screening check tests to revise at home.

Please use your child's Storybook on Oxford Owl eBook library to support your child to read at home. You will also receive an email with some resources to support your child after today's meeting.

# What can I do?

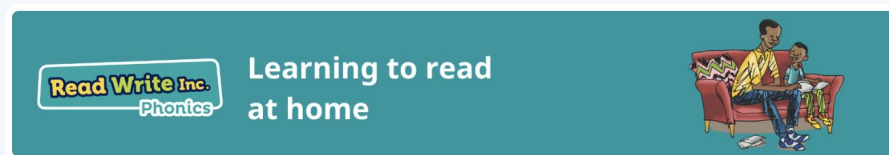
---

- 1.** Help your child to use 'Special Friends', 'Fred Talk' to read words.
- 2.** Practise reading sounds speedily.
- 3.** Watch the Virtual Classroom films together.
- 4.** Listen to your child read their Storybook every day – this is set every Friday and will be the same book your child has been reading in their reading lessons.

# Free Video Tutorials (ruthmiskin.com)

Watch these video tutorials on the Ruth Miskin website to find out more about the PSC:

Understanding Phonics  
The Phonics Screening Check



## Parents, carers and families

We support our schools to work in partnership with you at home. This includes books for home reading, information booklets and a Virtual Classroom with films for children to practise.



See how to support your child at home with our Virtual Classroom.

## Films

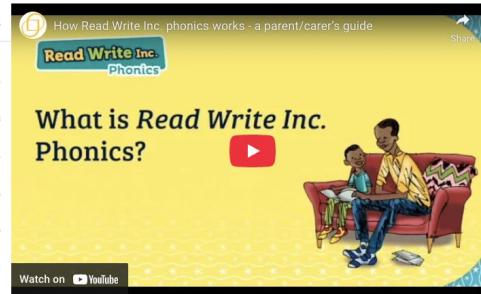
These 17 films show you step by step how to teach children to read and write with Read Write Inc. Phonics.

If your child is in a school that teaches Read Write Inc. or if you have bought a parent pack, the films will help you and your child practise together at home.

If you have a question, please get in touch via our [Facebook](#) or [X](#) pages and subscribe to our [YouTube](#) channel.

### Parent and carer films 17 Videos

- Parents: how to listen to your c... 2:25
- Why read to your child? 2:08
- 10 things to think about when... 2:04
- Reading the stretchy sounds wi... 3:58
- Reading the bouncy sounds wit... 4:39
- The Frieze 5:02



## Online resources available

---

Ruth Miskin Families Page:

<https://www.ruthmiskin.com/parentsandcarers/>

Ruth Miskin Facebook:

<https://www.facebook.com/miskin.education>

Free e-books for home reading:

<http://www.oxfordowl.co.uk/Reading/>

# Reading changes everything

---

Teach a child to read and keep that child reading and we will change everything.

**And I mean everything.**

*Jeanette Winterson*