

# St Anne Line Catholic Infant School

part of the wider Christus Trust, Multi Academy Trust

## Prayer and Liturgy Policy



**Love    Learn    Pray**

# Mission and Catholic Ethos

At St Anne Line Catholic Infant School, our mission is clear:

*With Jesus, we love, we learn, we pray, and together we grow our school each day.*

Religious Education and our Catholic ethos is at the heart of everything we do. It shapes our identity, inspires our learning, and guides the spiritual formation of every child. Through our core values — **Love, Learn, Pray** — we nurture the faith of each child, encouraging them to grow in love of God, knowledge of the Church, and care for one another.

With our motto, *En Magna Constantia*, we promote perseverance in faith, learning and life — guiding children to develop resilience as they follow Christ's example.

## Definitions

**Liturgy** is a formal act of the Church, guided by official books like the Roman Missal and the Lectionary. These set out the structure, words, gestures, and symbols used in celebrations.

**Liturgical Prayer** refers to school-based prayer celebrations modelled on Church liturgies, particularly the **Liturgy of the Word**. These include assemblies, carol services, and seasonal celebrations, drawing on the symbols and structure of formal liturgy.

**Prayer** in school happens daily and may include:

- Traditional and spontaneous prayers,
- Opportunities for silence and reflection,
- Creative elements linked to the liturgical year,
- Catholic devotions like the Angelus and Stations of the Cross.

All prayer and liturgical experiences aim to deepen pupils' faith, reflect the Catholic identity of the school, and support spiritual development in an age-appropriate and engaging way.

## **The context of this prayer and liturgy policy**


The context of this prayer and liturgy policy 'The celebration of Catholic liturgies and prayers as an integral part of the learning and teaching should enable the school community to become reflective, experience the presence of God and should develop a mature spiritual life.' (Marcus Stock (2012), Christ at the Centre, Catholic Truth Society, 23.)

## **Statement of Requirement**

As a Catholic Infant School, we are committed to providing a daily act of prayer and liturgy, in line with the rites and practices of the Catholic Church. This is part of our educational mission and reflects the importance of spiritual development for all our pupils. We ensure that prayer and liturgy are central to our school life, nurturing a reflective, prayerful, and spiritually rich environment for every child.

The law requires all maintained Catholic schools to provide an act of daily collective worship (prayer and liturgy) for all pupils, including those in the sixth form (Section 70, 1988 Education Act) that is in accordance with the rites, practices, disciplines, and liturgical norms of the Catholic Church (School Standards and Framework Act 1998, schedule 20; Instrument of Government, clause 2). Academies in England are required by their funding agreement and Articles of Association to comply with similar requirements (The Mainstream Academy and Free School: Supplemental Funding Agreement, December 2020; Model Articles for Catholic Academies, February 2019). The law requires all maintained schools to recognise and respect that parents have the legal right to withdraw their children up to the age of 16 from prayer and liturgy (School Standards and Framework Act 1998, s.71(1A)).

The school's provision for prayer and liturgy will fulfil pupils' entitlement to experience the range of liturgical treasures of the Church, including a shared repertoire of prayers and liturgical music with which pupils in the school will be familiar.



As such, we use 'To love You more dearly' which is the Prayer and Liturgy directory for Catholic schools, academies and colleges in England and Wales. It is a document of the Catholic Bishops Conference of England and Wales.

Prayer and liturgy are not designated curriculum time. In the context of the Catholic school, this means that times of prayer and liturgy are not considered to be part of the allocation of curriculum time for Religious Education.

## **Statement of Inclusivity**

Non-Christian staff and pupils who are present at acts of prayer and liturgy are asked to respect and support the prayers of others, by keeping silence and by adopting appropriate postures. At the same time, the school respects their religious integrity by not asking them to say the responses and prayers, to sing or to perform gestures (for example, making the Sign of the Cross) that do not correspond to their own faith. (See PLD Section 4.4.4. Members of other Religious Traditions)

At our school, and in recommendation from the PLD, it is inappropriate to ask someone who is not a Christian to lead Christian prayer or to perform a liturgical ministry. A teacher or member of staff who belongs to a different faith tradition would delegate to a teacher or classroom assistant or to pupils the task of leading prayer. The support of the school's Prayer and Liturgy Coordinator would be important in this situation, as the role of the class teacher at times necessarily extends to facilitating pupil preparation of prayer and liturgy.

## **Responsibilities**

### **Governors**

The governors are entrusted with ensuring that:

- Prayer and liturgy remain central to the Catholic life of the school.
- The school prayer and liturgy policy is regularly reviewed and shared with all stakeholders.
- Adequate resources and budgets are allocated to prayer and liturgy.

### **Headteacher**

The headteacher, as the spiritual leader of the school, ensures:

- That prayer and liturgy are integral to school life and align with the guidelines of the Catholic Church.
- Partnership with the prayer and liturgy coordinator to ensure appropriate planning, formation, and delivery.
- Access to suitable resources and opportunities for staff formation in the areas of prayer and liturgy.

## **Prayer and Liturgy Coordinator/Lay Chaplain**

At St Anne Line Catholic Infant School and Nursery, there is a named person(s) who is responsible for prayer and liturgy in the school (Lay Chaplain).

The coordinator is responsible for ensuring that:

- Prayer and liturgy are central to the daily life of the school, aligned with the Prayer and Liturgy Directory.
- There is an annual plan for prayer and liturgy across the school, with a focus on key liturgical seasons, celebrations, and sacraments.
- Pupils have opportunities to actively participate in prayer and liturgy, in ways that are developmentally appropriate.
- Continuous monitoring and evaluation of the impact of prayer and liturgy, with feedback integrated into future planning.
- Resources to support the planning of prayer and liturgy are appropriate and readily available to staff and pupils.
- Induction on prayer and liturgy takes place for new members of staff as required
- Staff have access to effective training opportunities.
- Monitoring of prayer and liturgy is reported to the headteacher and governing body to support whole-school development and the Catholic life of the school
- There is collaboration with local clergy and parishes
- Liaison with the Diocesan Advisory Service and others is maintained to ensure they keep updated with best practice.

## **Content and Celebration**

### **Structures**

The structure we follow (PLD Section 7.2) which recurs across prayer and liturgy is one of call and response:

- Gather
- Word or Listen
- Response

- Send

To Gather we might just light a candle and be silent, or make the Sign of the Cross, or our gathering might be the Introductory Rites at Mass. For Liturgical Prayer the context of the celebration may therefore affect the relative weight of the different parts. A leaving celebration, for example, may extend the dimension of Sending.

### Common Prayers

This list is introduced in section 9.5 'Common prayers' of the Prayer and Liturgy Directory

Nursery	Reception	KS1
<b>The Sign of the Cross</b> <b>Grace before meals</b> <b>School Prayer</b> <b>Morning prayer</b> <b>Evening prayer</b>	<b>The Sign of the Cross</b> <b>The Lord's Prayer</b> <b>Grace before meals</b> <b>Grace after meals</b> <b>School Prayer</b> <b>Morning prayer</b> <b>Evening prayer</b>	<b>The Sign of the Cross</b> <b>The Lord's Prayer</b> <b>Grace before meals</b> <b>Grace after meals</b> <b>School Prayer</b> <b>Morning prayer</b> <b>Evening prayer</b> <b>Hail Mary</b> <b>Glory be</b>

(See Appendix 1)

### Liturgy Progression

Nursery	Reception	Year 1	Year 2
Staff-led Celebration of the Word with children encouraged to join in simple actions, songs, and prayers.  Children learn to: Make the Sign of the Cross. Join in with simple prayer responses. Sit quietly to listen to scripture stories.	Child-led Celebration of the Word takes place weekly, as part of the Celebrate section of each Branch.  Children begin to: Help prepare the focal point/prayer table. Join in with songs, gestures, or objects to support the Gather. Hear and sometimes repeat parts of short	Child-led Celebration of the Word takes place weekly.  On alternate weeks, children gather either in the hall (whole year group) or in their own classrooms.  Preparation: 4 children (2 from each class) plan the liturgy for their year group with the	Continues the Year 1 model of weekly child-led liturgies in hall/classrooms. Increased independence:  Children take more ownership of preparation, reading scripture and leading prayer.  They make choices about how to involve

<p>Use objects, pictures, and music as prayer focus points. Emphasis on wonder, stillness, and beginning to recognise sacred time and space.</p> <p>Theme linked to the liturgical year and the branch of RED.</p>	<p>scripture passages with support. Join in with the Response (e.g. drawing, role play, short prayers). Join in with the Send (final prayer and Sign of the Cross). Staff model and scaffold each part of the liturgy, encouraging children to join in gradually.</p> <p>Evaluation:</p> <p>All children to evaluate Celebration of the Word and be able to say what they enjoyed and found helpful, and how to improve.</p>	<p>support of a teacher or TA. Children go through each stage of the liturgy (Gather, Word, Response, Mission) using TenTen resources. They decide how to gather and what focal point to use (object, picture, PowerPoint). The Teacher introduces the week's theme and shares scripture; children may read small parts. Together, children plan how the group should respond (artwork, prayers, reflection). Leading (teacher led, but independence encouraged gradually): The 4 children set up the focal point/prayer table. They help to lead the Gather, read or present the Word, invite the Response, and share in the Mission (Sign of the Cross, prayer). Evaluation: After the liturgy, the 4 children reflect with a teacher or TA. Their thoughts are recorded in the Year Group Celebration of the Word Book.</p>	<p>peers (drama, music, silence, movement). They are encouraged to connect the scripture more explicitly to daily life and mission. Children work towards preparing the prayer table, leading the Gather, reading or dramatising the Word, leading the Response activity and leading the Send. Evaluation: Reflection continues in the Year Group Celebration of the Word Book. Children contribute more detailed thoughts on what went well, what they felt, and how they lived the mission afterwards. They may complete a Response. Photos are taken to record the liturgy. All children have the opportunity to lead a part of the Celebration of the Word over the year.</p>
--	--	--	---

		<p>Photos are taken to record the liturgy.</p> <p>All children have the opportunity to lead a part of the Celebration of the Word over the year.</p>	
--	--	--	--

## Guidance on using Scripture Readings (See Appendix 2)

## Child-led Celebration of the Word planning template (See Appendix 3)

## Overview of Prayer and Liturgy Provision

### Weekly Prayers

Weekly Prayer Opportunities				
Monday	Tuesday	Wednesday	Thursday	Friday
<p>Morning Prayer in class</p> <p>EYFS – Y2</p>	<p>Morning Prayer in class</p> <p>EYFS – Y2</p>	<p>Morning Prayer in class</p> <p>EYFS – Y2</p>	<p>Morning Prayer in class</p> <p>EYFS – Y2</p>	<p>Morning Prayer in class</p> <p>EYFS – Y2</p>
<p>Musical Celebration of the Word: EYFS, KS1, KS2 Led by HT Focus: Liturgical year</p>	<p>Catholic Social Teaching / SMSC Led by DHT EYFS, KS1, KS2</p>	<p>Celebration of the Word - Child-led Focus: Liturgical year</p>	<p>Celebration of the Word: EYFS, KS1 Pupil led Focus: Focus: Sunday's Gospel</p>	<p>Celebration Assembly - Headteacher's Assembly Whole School</p>
<p>Grace before meals in Little Talk Cafe</p> <p>EYFS – Y2</p>	<p>Grace before meals in Little Talk Cafe</p> <p>EYFS – Y2</p>	<p>Grace before meals in Little Talk Cafe</p> <p>EYFS – Y2</p>	<p>Grace before meals in Little Talk Cafe</p> <p>EYFS – Y2</p>	<p>Grace before meals in Little Talk Cafe</p> <p>EYFS – Y2</p>
	<p>Grace after meals in Little Talk Cafe</p> <p>EYFS – Y2</p>	<p>Grace after meals in Little Talk Cafe</p> <p>EYFS – Y2</p>	<p>Grace after meals in Little Talk Cafe</p> <p>EYFS – Y2</p>	<p>Grace after meals in Little Talk Cafe</p> <p>EYFS – Y2</p>
<p>Evening prayer in class EYFS – Y2</p>	<p>Evening prayer in class EYFS – Y2</p>	<p>Evening prayer in class EYFS – Y2</p>	<p>Evening prayer in class EYFS – Y2</p>	<p>Evening prayer in class EYFS – Y2</p>

## Annual Prayer and Liturgy Provision

(see APOP on school website) which is regularly updated.

### Annual Prayer and Liturgy Provision Summary

September	October – Month of the Rosary	November – Month of Remembrance
<p><b>Welcome Liturgy</b> (Week 1)</p> <p>Theme: "We are God's family" Introduce school mission statement and values</p> <p><b>Start of Year Mass or Liturgy</b> (if possible with local parish priest and parents)</p> <p><b>Creation-themed liturgies</b> (linked to Season of Creation)</p> <p>Introduce simple prayer corners in classrooms</p>	<p><b>Class-led decade of the Rosary</b> (Year 1 and Year 2)</p> <p><b>Feast of St. Francis of Assisi (Oct 4)</b> – Eco-themed prayer/reflection</p> <p><b>Harvest Liturgy</b> – Thanksgiving for creation and food with parents</p> <p><b>Mission Month</b> – Focus on children helping others through prayer/action</p>	<p><b>All Saints' Day (Nov 1)</b> – Whole-school liturgy or Mass</p> <p><b>All Souls' Day (Nov 2)</b> – Class-based prayer for loved ones</p> <p><b>Remembrance Day (Nov 11)</b> – Peace and remembrance reflection</p> <p>Candle/prayer wall for deceased family members</p>
December – Advent & Christmas	January – New Beginnings	February
<p><b>Advent Prayer Services</b> each week (lighting of Advent wreath)</p> <p><b>Nativity Story Liturgies</b> (by class or year group with parents)</p> <p><b>Christmas Carol Liturgy / Nativity Performance</b></p> <p><b>End of Term Christmas Liturgy</b></p>	<p><b>Epiphany Liturgy</b> – Light and journey themes</p> <p><b>New Year prayer intentions</b> – Resolutions to grow closer to God</p>	<p><b>Candlemas (Feb 2)</b> – Light of Christ prayer service</p> <p><b>Preparation for Lent</b> (Ash Wednesday may fall in Feb)</p>
Lent (Feb/March – variable)	March / April – Holy Week & Easter	May – Month of Mary
<p><b>Ash Wednesday Liturgy or Mass</b> – Simple marking of ashes at Church with parents</p> <p><b>Weekly Lenten Prayer Reflections</b> Focus: Prayer, Fasting, Almsgiving (age-appropriate)</p> <p><b>Stations of the Cross</b> – Simplified for young children</p> <p><b>CAFOD Family Fast Day</b> – Focus on global solidarity</p>	<p><b>Palm Sunday Liturgy</b> – Procession with palms</p> <p><b>Holy Thursday</b> – Washing of the feet re-enactment</p> <p><b>Good Friday</b> – Class reflection on the cross</p> <p><b>Easter Liturgy</b> – Joyful celebration of Resurrection with parents</p>	<p><b>Crowning of Mary Liturgy</b> – Children bring flowers - parents invited</p> <p><b>Rosary/prayers to Mary</b> in class</p> <p><b>Feast of the Ascension</b> – Whole-school or class worship</p>
June	July – End of Year	

<p><b>Feast of Corpus Christi – Thanksgiving for the Eucharist (with explanation suitable for infants)</b></p> <p><b>Pentecost Liturgy – Celebration of the Holy Spirit</b></p> <p><b>Sacred Heart of Jesus – Jesus' love for all</b></p>	<p><b>Thanksgiving Liturgy – Celebrate the year's blessings</b></p> <p><b>Transition Liturgy – Prayers for children moving to new year groups or schools</b></p> <p><b>Leavers' Liturgy (for Y2) – Special blessing and sending forth with parents in Church</b></p>
---	--

### **Daily Prayer**

- Each day begins and ends with age-appropriate prayer, helping children connect with God and one another.
- Children pray at the beginning of lunch and at the end of lunch in the hall.
- Prayer is incorporated into class routines and key school events, encouraging children to develop a sense of reverence and relationship with God.
- Each Religious Education lesson begins with a prayer to invite God to help our learning. Other lessons throughout the curriculum could also include prayers.
- Prayers should be reverent, respectful and prayerful and can be led by any member of the school community.
- They should offer children the opportunity for spiritual contemplation.
- Each class will have a dedicated prayer table with a crucifix.

### **Liturgical Celebrations**

- Liturgical seasons such as Advent, Lent, and Easter are celebrated through special assemblies, prayers, and school Masses (where appropriate for infants).
- Important Catholic feast days and holy days are marked with reflective and joyful celebrations, ensuring that children understand the significance of the Church's liturgical year.

### **Sacred Spaces**

- Our school provides sacred spaces for prayer, including prayer corners in classrooms, a prayer tent outside Reception classes and a dedicated prayer garden.
- Religious images, including crucifixes and prayers, are present in classrooms, the hall and around the school, creating an environment that reflects our Catholic ethos.

### **Forms of Prayer and Liturgy throughout the school**

- Weekly Headteacher's Celebration Assembly on a Friday
- Time allocation (15 minutes in Primary schools – not including coming in and out)
- Masses
- Year 2 leavers Mass – School
- Advent
- Lent
- At the beginning of staff briefings, staff CPD, SLT meetings and Trust meetings.
- Pupil-led Prayer and Liturgy in class in KS1
- Class Prayer and Liturgy
- **Stay and Pray sessions are delivered for parents and carers in Reception (once annually), Year 1 and Year 2 (twice annually).**

See APOP on the school website.

### **Masses**

- Year 2 visit Holy Trinity with St Anne Line Junior School for Lent and Advent Mass
- Christus Catholic Trust Mass for all staff our Trust schools
- Thursday Mass - 12 children from Years 1 and 2 attend Mass at Holy Trinity on a rota basis.

The rationale for this is such:

- To grow in faith
- To feel part of the Church family
- To experience Catholic traditions
- To connect school and parish
- To develop reverence and reflection  
To learn by example

See Prayer and Liturgy provision above.

### **Different forms of prayer include:**

- Liturgical prayer
- Reflective prayer, spontaneous/personal prayer
- Meditation
- Stations of the Cross
- Rosary
- May Processions in honour of Our Lady

### **Hymn Practice (Musical Celebration of the Word)**

- Liturgically appropriate hymns
- Seasonal hymns
- New hymns learnt in class and for Masses and assemblies. Christmas/ Easter / Pentecost Celebration
- Advent / Christmas – Advent service of carols and readings
- Lent / Easter – Drama/stations of the Cross
- Pentecost – Processions
- Crowning of Mary – Procession

### **Resources**

- Prayer books, liturgical music, and religious artefacts are provided to support prayer and liturgy throughout the school.
- All staff are trained and supported in using these resources to enrich the spiritual lives of our children.

Resources include:

- Bibles
- DVDs
- Banners
- Music
- Crosses and crucifixes
- Drapes (Liturgical colours)
- Statues and other religious artefacts

- Internet Displays
- Liturgically relevant posters
- Pupils' prayers, poems and work – all abilities
- Topic related
- Seasonally liturgically related. Artefacts

They must be appropriate to the theme and setting. They must be in good condition. They may be supplied by the RE Lead or Lay Chaplain.

## **Scripture**

Scripture is displayed in RE classrooms and words from scripture are used in displays around the school. Children are regularly provided and encouraged to read and listen to scripture.

Scripture is found in:

- Displays around the school
- Creative use of Scripture in worship and R.E.
- Prayer and Liturgy – Headteacher and other forms of collective worship. Home/School/Parish
- Parents and parishioners are invited to key Masses in the school year.
- Parents and parishioners are invited to attend all Christmas and Easter celebrations.
- Staff are invited to all Confirmation services.
- School and class Masses are planned with the Parish Priest and other priests of the Deanery

## **Training and Formation**

- All staff members, especially new staff, receive induction (RE Induction Handbook and meeting with the Headteacher and Chaplain) and ongoing formation to ensure they are equipped to lead and support prayer and liturgy in the school.
- Regular professional development opportunities are provided to ensure staff understand the centrality of prayer and liturgy in a Catholic school and are confident in leading it.

- Appendices in the P&L policy support staff understanding, planning and delivery of prayer and liturgy

## **Monitoring and Evaluation**

- Prayer and liturgy are regularly monitored to ensure that they are engaging and meeting the spiritual needs of our pupils.
- Feedback from pupils, parents, staff, and clergy is used to continually improve our provision for prayer and liturgy.

## **Review**

This policy will be reviewed annually to ensure that it remains relevant and effective in supporting the spiritual development of our pupils. The review process will involve consultation with key stakeholders, including staff, governors, and the wider school community.

## **Safeguarding and Confidentiality**

All staff follow our Safeguarding and Child Protection policies. Sensitive issues are handled with discretion, and children are always reminded that safeguarding concerns must be shared with trusted adults. We view our Safeguarding and Child Protection policy.

## **Equality and Inclusion**

We believe every child is uniquely created by God. Our curriculum promotes respect, tolerance, and justice for all. Lessons are adapted to ensure full access for children with SEND and EAL, and are delivered in line with Catholic principles of human dignity. Please view our Equality and Inclusion policy.

## **Review Cycle**

This policy will be reviewed every two years or sooner if curriculum developments arise.

**In all that we do, we strive to live our mission:**

**With Jesus, we love, we learn, we pray,**

**and together we grow our school each day.**

## **Appendix 1**

### **School Prayer**

With Jesus through the St Anne Line Way,

We Love, we Learn, we Pray,

And are guided by Him everyday.

Amen

St Anne Line

R. Pray for us

### **Common prayers**

The Sign of the Cross In the name of the Father and of the Son and of the Holy Spirit.  
Amen.

The sign of the cross is both an action and a statement of faith. A physical reminder of our redemption in the cross and an expression of faith in the Trinity.

### **The Lord's Prayer**

Our Father who art in heaven,

hallowed be thy name.

Thy kingdom come

Thy will be done on earth, as it is in heaven.

Give us this day our daily bread,

and forgive us our trespasses,

as we forgive those who trespass against us,

and lead us not into temptation,

but deliver us from evil.

The Lord's Prayer 'is truly the summary of the whole of the Gospel'. (CCC 2761.)

### **The Hail Mary**

Hail, Mary, full of grace, the Lord is with thee.

Blessed art thou among women

and blessed is the fruit of thy womb, Jesus.

Holy Mary, Mother of God,

pray for us sinners,

now and at the hour of our death.

Amen.

The first part of the Hail Mary is biblical, drawn from Gabriel's greeting to Mary at the Annunciation and Elizabeth's greeting at the Visitation. The second part of the prayer has its origins in 15th-century Italy.

### **Glory be**

Glory be to the Father and to the Son and to the Holy Spirit,

as it was in the beginning is now,

and ever shall be

world without end.

Amen.

The doxology is a short expression of praise of the Trinity dating back to the early Church. It is used extensively in the Liturgy of the Hours and in devotions such as the Rosary.

### **Grace before meals (EYFS)**

Thank you God for the food we eat,  
Thank you God for the food we eat,  
Thank you God for the food we eat,  
Right where we are.

Amen

### **Grace before meals (KS1)**

Bless us, O Lord,  
and these your gifts  
which we are about to  
receive from your bounty.  
Through Christ our Lord.  
Amen.

### **Grace after meals**

We give you thanks,  
Almighty God,  
for all your benefits,  
who live and reign,  
world without end.  
Amen.

### **The Rosary**

For each mystery or decade, one Our Father, ten Hail Marys and the Glory be is recited.

### The Joyful Mysteries (Recited Monday and Saturday)

1. The Annunciation (Luke 1:26–38)
2. The Visitation (Luke 1:39–45)
3. The Nativity (Luke 2:1–7)
4. The Presentation in the Temple (Luke 2:22–35)
5. The Finding in the Temple (Luke 2:41–52)

### The Mysteries of Light (Recited Thursday)

1. The Baptism of Jesus (Matthew 3:13–17)
2. The Wedding Feast of Cana (John 2:1–12)
3. The Proclamation of the Kingdom, with the call to Conversion (Mark 1:14–15; 2:3–12)
4. The Transfiguration (Luke 9:28–36)
5. The Institution of the Eucharist (Matthew 26:26–29)

### The Sorrowful Mysteries (Recited Tuesday and Friday)

1. The Agony in the Garden (Mark 14:32–42)
2. The Scourging at the Pillar (Matthew 27:15–26)
3. The Crowning with Thorns (Matthew 27:27–31)
4. The Carrying of the Cross (John 19:15–17; Luke 23:27–32)
5. The Crucifixion (Luke 23:33–38, 44–46)

### The Glorious Mysteries (Recited Wednesday and Sunday)

1. The Resurrection (Matthew 28:1–8)
2. The Ascension (Acts 1:6–11)
3. The Descent of the Holy Spirit (Acts 2:1–12)
4. The Assumption (1 Thessalonians 4:13–19)

5. The Coronation of Mary Queen of Heaven and Earth (Revelation 12:1; 14:1-5; Isaiah 6:1-3)

Prayer concluding the Rosary [Hail, Holy Queen, etc. as below]

V. Pray for us, O holy Mother of God.

R. That we may be made worthy of the promises of Christ.

V. Let us pray.

O God, whose only-begotten Son, by his life, death and resurrection, has purchased for us the rewards of eternal life, grant, we beseech thee, that meditating on these mysteries of the most holy Rosary of the Blessed Virgin Mary, we may imitate what they contain and obtain what they promise, through the same Christ our Lord. AMEN

## Appendix 2

### Support for Scripture Readings

Every Scripture reading needs a proper introduction and response.

Find the part of the Bible that the Scripture comes from and use the introduction below before you read it.

#### Old Testament

A reading from the book of...	Genesis/Exodus/Leviticus/Numbers/ Deuteronomy/Joshua/Judges/Ruth/ Ezra/Nehemiah/Tobit/Judith/Esther/ Job/ Psalms/Proverbs/Ecclesiastes/Song of Solomon/Wisdom/Ecclesiasticus (Sirach)/Lamentations/Baruch/ Revelation	After the Scripture reading, end by saying:
A reading from the prophet...	Hosea/Joel/Obadiah/Jonah/Micah/ Nahum/Habakkuk/Zephaniah/Hagga i/Zechariah/Malachi/Isaiah/Jeremiah/ Ezekiel/Daniel	The Word of the Lord
A reading from the (First/Second) book of	Samuel/Kings/Chronicles/Maccabees	Response: Thanks be to God

#### New Testament

A reading from the Acts of the Apostles	Acts	<p>After the Scripture reading, end by saying:</p> <p>The Word of the Lord</p> <p>Response: Thanks be to God</p>
A reading from the letter of St Paul to...	Romans/Galatians/ Ephesians/Philippians/ Colossians/Titus/Philemon	
A reading from the (First/Second) letter of St Paul to.../the...	Corinthians/Thessalonians /Timothy	
A reading from the letter to the Hebrews	Hebrews	
A reading from the letter of St...	James/Jude	
A reading from the (First/Second/Third) letter of St...	Peter/John	

### **Gospel readings (Matthew, Mark, Luke, John)**

Before introducing a Gospel reading, ensure children remember to use their special thumbs whilst you say Glory to You, O Lord:

*On our forehead, we ask Jesus to help us think about His words.*

*On our lips, we ask Jesus to help us speak His words kindly to others.*

*In our heart, we ask Jesus to help us love His words and keep them inside us.*

For a Gospel reading, start with:

A reading from the Holy Gospel according to...Matthew, Mark, Luke, John

*Response: Glory to You, O Lord (whilst making the Sign of the Cross on forehead, lips and heart)*




After the Gospel reading, finish by saying:







The Gospel of the Lord

*Response: Praise to you, Lord Jesus Christ.*

Appendix 3

Child led Celebration of the Word Planning Template (KS1)

<p><i>Focal point and creating the mood</i></p> 	<p><input type="checkbox"/> Hall <input type="checkbox"/> Classroom</p> <p>What will your focal point look like?</p> <p><input type="checkbox"/> song lyric <input type="checkbox"/> prayer focus/altar <input type="checkbox"/> Bible <input type="checkbox"/> icon/object <input type="checkbox"/> artwork <input type="checkbox"/> powerpoint <input type="checkbox"/> signs/ action <input type="checkbox"/> crucifix <input type="checkbox"/> video <input type="checkbox"/> candle <input type="checkbox"/> entrance/exit music</p>
<p><b>The Act of Worship</b></p>	
<p><b>Gather</b></p>  	<p>We come together as part of God's family.</p> <p>Make the Sign of the Cross, bring focus to the prayer time, and tell everyone about the theme of the prayers. (Mention the child's real life experience linked to the theme.)</p> <p>Theme:</p> <p>-----</p> <p>-----</p> <p>-----</p>

<p><b>Word</b></p>  	<p>God speaks to us and we listen. Share and reflect on the Scripture verse from the week, or a different verse from the Scriptures.</p> <p>Scripture:</p>
<p><b>Response</b></p>  	<p>Reflect on the theme of the prayers and respond with worship and prayer by singing a song together.</p> <ul style="list-style-type: none"> <li><input type="checkbox"/> reflection time</li> <li><input type="checkbox"/> questions</li> <li><input type="checkbox"/> prayers (sorry/asking/thank you)</li> <li><input type="checkbox"/> how you can carry out the mission</li> <li><input type="checkbox"/> links to saints/inspirational role models</li> <li><input type="checkbox"/> meditation</li> <li><input type="checkbox"/> other scripture</li> <li><input type="checkbox"/> events</li> <li><input type="checkbox"/> current issues in the news</li> </ul>
<p><b>Send</b></p>  	<p>We want to share the Good News! End the time of prayer by saying the prayer on the screen together and making the Sign of the Cross.</p> <p>Blow out the candle. Make the sign of the cross.</p>

***Evaluation***

What went well? EBI...